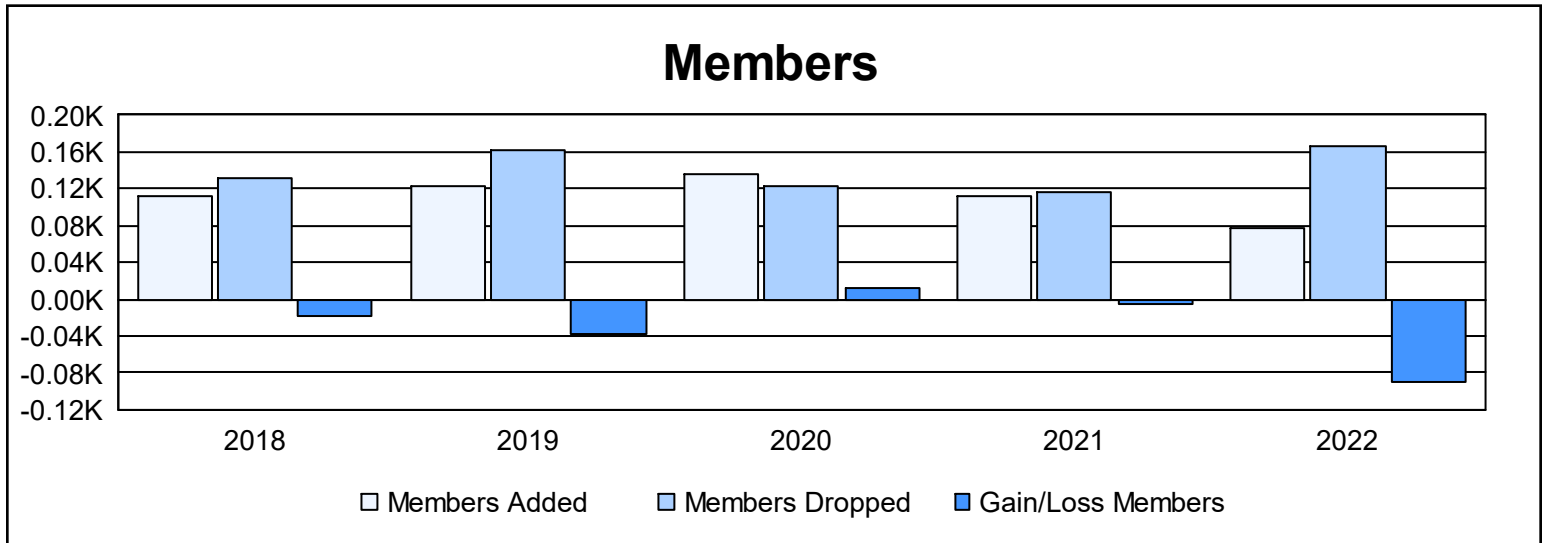
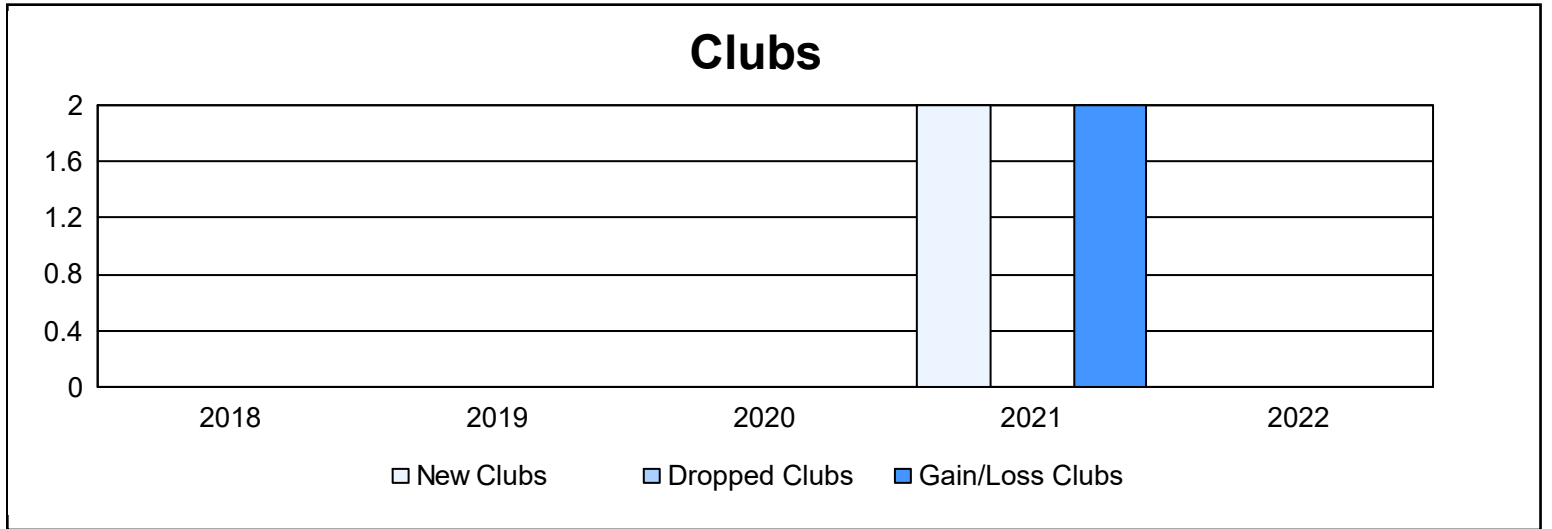
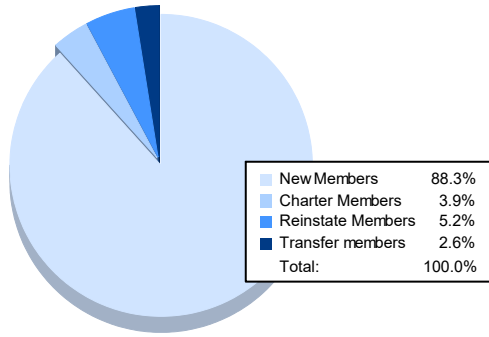


Year	New Clubs	Dropped Clubs	Gain/ Loss Clubs	New Members	Charter Members	Reinstate Members	Transfer Members	Total Member Added	Total Members Dropped	Gain/ Loss Members
2017-2018	0	0	0	99	0	9	4	112	131	-19
2018-2019	0	0	0	109	0	6	8	123	161	-38
2019-2020	0	0	0	131	0	1	3	135	123	12
2020-2021	2	0	2	38	52	14	7	111	116	-5
2021-2022	0	0	0	68	3	4	2	77	167	-90
<b>Average</b>	<b>0</b>	<b>0</b>	<b>0</b>	<b>89</b>	<b>11</b>	<b>7</b>	<b>5</b>	<b>112</b>	<b>140</b>	<b>-28</b>



### Membership Composition June 2022 Cumulative



### Gender Composition June 2022 Cumulative

